





























































40 50m Freestyle Men Final

Official

Total

Rank	Competitor	Age	Club	RT	PTS	Result
1	 Cameron Gray	22	 United Swimming Club	0.68		21.67 Entry: 22.06 -0.39
2	 Jack Hendy	24	 Club 37	0.68		21.69 Entry: 22.30 -0.61
3	 Jasper Cornish	19	 Coast Swimming Club	0.65		21.80 Entry: 21.98 -0.18
4	 Thomas Robinson (V)	22	 Swimming New South Wales Aus	0.63		21.94 Entry: 21.85 +0.09
5	 Harrison Klouwens	19	 Club 37	0.69		22.03 Entry: 22.06 -0.03
6	 Kale Twist	21	 Club 37	0.64		22.16 Entry: 22.17 -0.01
7	 Blake Elliott	22	 Pukekohe Swimming Club	0.63		22.36 Entry: 22.32 +0.04
8	 Igor Russanov	18	 Coast Swimming Club	0.72		22.39 Entry: 22.13 +0.26
9	 Noah Ireland-Spicer	18	 Capital Swim Club	0.68		22.55 Entry: 22.45 +0.10
10	 Christopher Elson	27	 Vikings Swim Club Inc	0.63		22.60 Entry: 22.51 +0.09
11	 Fred Hassell (V)	16	 South Australia	0.65		22.57 Entry: 22.54 +0.03
12	 Orlando Hardie	17	 Hamilton Aquatics	0.67		22.65 Entry: 22.77 -0.12
13	 Henry Williams	22	 North Shore Swimming Club	0.68		22.94 Entry: 23.03 -0.09
14	 Bruce Shen	16	 Phoenix Aquatics	0.64		22.99 Entry: 22.86 +0.13
15	 Christopher Montana (V)	15	 Swimming New South Wales Aus	0.63		23.00 Entry: 22.82 +0.18
16	 Luke Manderson	16	 Wharenui Swim Club	0.71		23.02 Entry: 22.71 +0.31
17	 Rui Hou	16	 Roskill Swimming Club	0.68		23.05 Entry: 22.99 +0.06
18	 Liam Curling	16	 Coast Swimming Club	0.61		23.08 Entry: 23.12 -0.04
19	 Brendan Visser	19	 Coast Swimming Club	0.66		23.12 Entry: 22.86 +0.26
20	 Isaac Gear	18	 Mt Eden Swimming	0.64		23.22 Entry: 23.08 +0.14
21	 MacAllister Clark	23	 United Swimming Club	0.66		22.80 Entry: 23.24 -0.44
22	 Sam Brown	21	 Coast Swimming Club	0.72		23.09 Entry: 23.14 -0.05
23	 Ethan MacDonald	18	 Hamilton Aquatics	0.74		23.33 Entry: 23.44 -0.11
24	 Kayne Howat	17	 SwimZone Racing	0.62		23.41 Entry: 23.21 +0.20
25	 Sam Skidmore	16	 Trojans Swim Club	0.68		23.49 Entry: 23.60 -0.11
26	 Mohamed Masoud	30	 United Swimming Club	0.65		23.51 Entry: 23.24 +0.27
27	 Alessandro Esposito	21	 Nga Tai Tuatea a Taraika Swimm	0.66		23.52 Entry: 23.53 -0.01
28	 Lucas Wilson (V)	21	 UWA-West Coast Swimming Club	0.69		23.53 Entry: 23.56 -0.03
29	 Grayson Coulter	13	 North Shore Swimming Club	0.68		23.70 Entry: 23.61 +0.09
30	 Noah Pronk (V)	19	 South Australia	0.70		23.84 Entry: 23.61 +0.23